



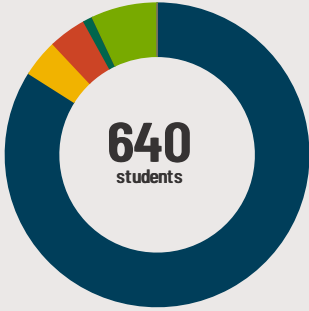
# Greenville Elem School

800 N Dewey St Greenville, IL 62246 (618)664-3117

Grades: PK - 5  
District: Bond County CUSD 2

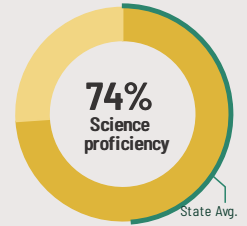
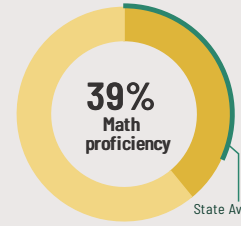
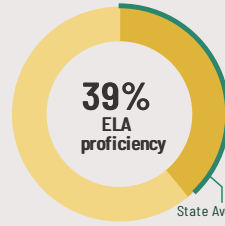
Principal: Mr. Eric Swingler  
Superintendent: Wes Olson

## Fast Facts



### Student Characteristics

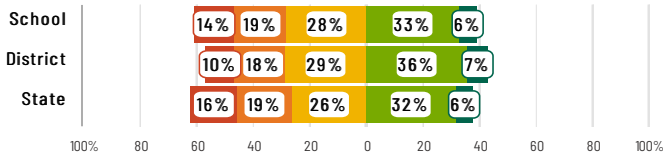
White	84%
Black	4%
Hispanic	4%
Asian	1%
American Indian	0%
Two or More Races	7%
Pacific Islander	0%
Low Income	54%
English Learners	0%
With IEPs	27%
With Disabilities	-
Homeless	3%



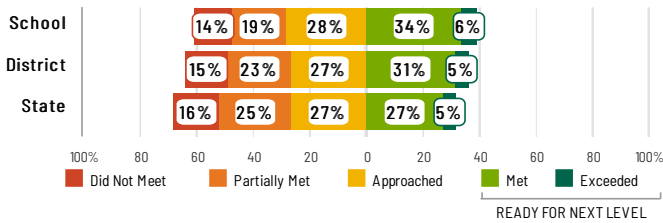
## Academic Success

All Illinois students in grades 3-8 take the IAR assessment each year. High school students take the SAT in English Language Arts and Math.

### English Language Arts



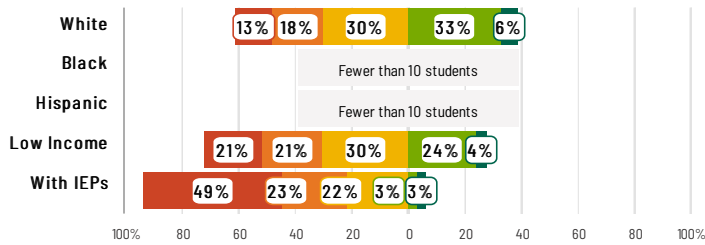
### Mathematics



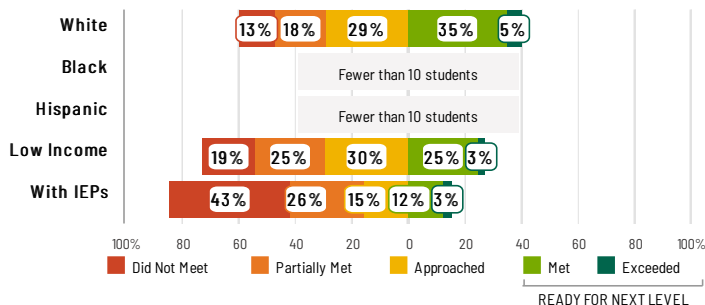
## Success by Student Group

This display shows IAR ELA & Math performance levels for each student group. No data is shown for groups with fewer than 10 students.

### English Language Arts



### Mathematics



## School Environment



The **5Essentials Survey** allows students in grades 6-12 and all teachers to share their perspectives on essential conditions for learning. The anonymous survey consists of 5 components.

- Most implementation
- More implementation
- Average implementation
- Less implementation
- Least implementation
- Not Applicable/Low Response

### Response Rates

Students	100%
Teachers	84%

- Average** Effective Leaders  
Do principals and teachers implement a shared vision for success?
- Less** Collaborative Teachers  
Do teachers collaborate to promote professional growth?
- Less** Ambitious Instruction  
Are classes challenging and engaging?
- Average** Supportive Environment  
Is the school safe, demanding, and supportive?
- Less** Involved Families  
Does the entire staff build strong external relationships?

## Student Attendance and Mobility

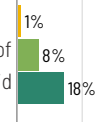
### Attendance Rate

Rate at which students are present at school, not including excused or unexcused absences



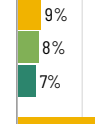
### Chronic Absenteeism

Percentage of students who miss 10% or more of school days per year either with or without a valid excuse



### Student Mobility

Percentage of students who transfer in or out of the school during the school year, not including graduates



### Teacher Retention

Percentage of full time teachers who return to the same school year to year





# Greenville Elem School

## School Highlights

### Academic Courses

Greenville Elementary School's mission is to foster and promote a positive school climate that enhances student learning through teaching and recognizing positive behavior and challenging each student to reach a high level of academic performances and personal achievement. Common Core State Standards are covered in Math and ELA. In addition, the

### Physical Education, Health and Wellness

Students participate in Physical Education twice per week. Students are engaged in learning by actively participating in various fitness activities (lifelong activities), developing various manipulative skills, locomotor and non-locomotor skills, and understanding team building concepts. Physical fitness assessments are implemented into the curri

### Other Programs and Activities

Academic Booster Club, Art Club, Family Nights, Math Club, Parent Associations, Reading Clubs, Religious Partnerships, Science Club, Tutoring Program, Yearbook Club

### School Awards

Alumni NASA Explorer School Fully Recognized by Regional Office of Education Illinois Senate Recognition offered by Senator Klye McCarter ExceleRate Illinois Gold Circle of Quality

## Career Development Courses and Programs

## Athletics

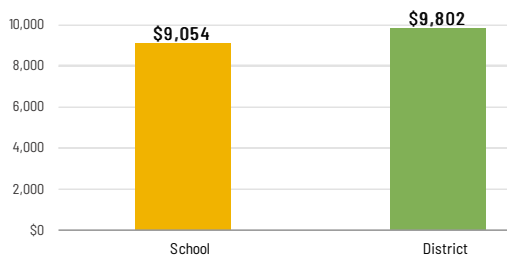
### School Personnel Resources

Greenville Elementary School has 43 certified staff members and 28 non-certified staff members working collaboratively to meet the needs of the students. The dedication of the GES Team provides a positive, safe and fun learning environment.

## Facilities

## School-Level Finance

The Every Student Succeeds Act requires LEAs to report school-level expenditure data, beginning with School Year 18-19 data. LEAs are required to report actual personnel and non-personnel expenditures of both site-specific and district centralized expenditures. Expenditures are shown at the site level and must be disaggregated by source of funds (federal vs. state/local). These data are self-reported and may differ from AFR data.



## Educator Measures

This school has had **1 principal(s)** over the past 6 years. In the last three years, an average of **88% of teachers** return to this school each year.

## FOR MORE INFORMATION

Visit [IllinoisReportCard.com](http://IllinoisReportCard.com) to see additional details about each item of information for this school. There you will find charts spanning multiple years, detailed explanations, resources, more of the school's programs and activities, and powerful tools that let you dig deeper into data.

Most of this data has been collected by ISBE from school districts through data systems. Some information, such as the School Highlights, is entered directly by principals and can be updated throughout the year.