



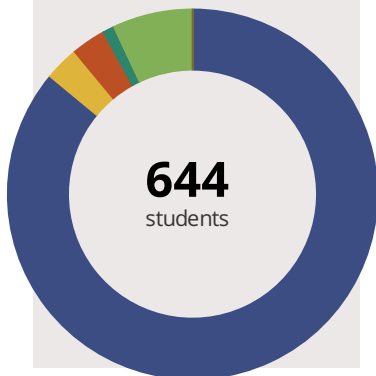
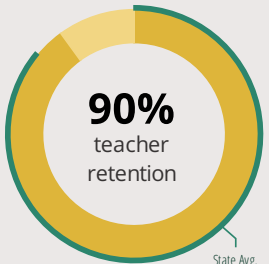
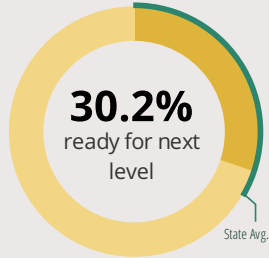
# GREENVILLE ELEM SCHOOL

800 N DEWEY ST GREENVILLE, IL 62246 1383 (618) 664-3117

Grades: P-5  
District: BOND COUNTY CUSD 2

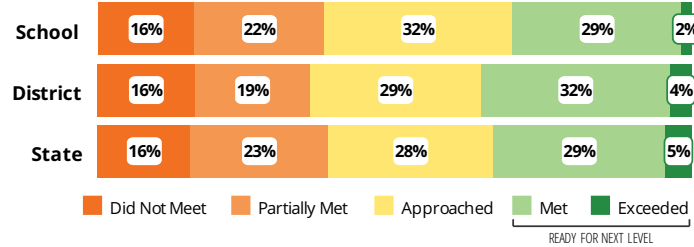
Principal: Mr. Eric Swingler  
Superintendent: Wes Olson

## FAST FACTS



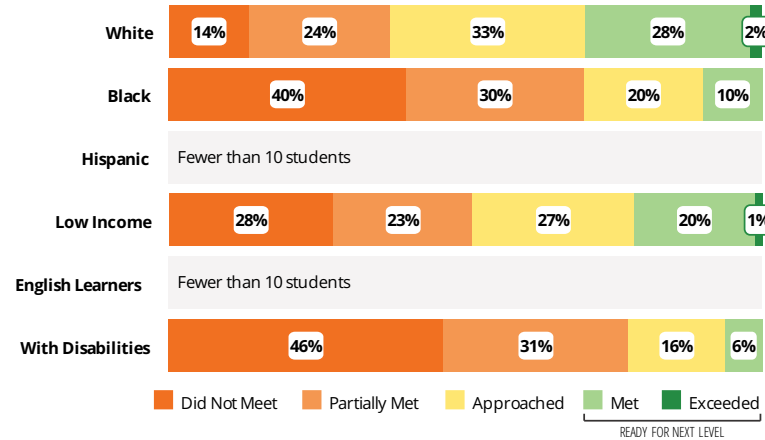
## Academic Success

All Illinois students in grades 3-8 take the PARCC assessment each year. High school students take the PARCC in specific Math or English Language Arts (ELA) courses.



## Success by Student Group

This display shows PARCC performance levels for each student group. No data is shown for groups with fewer than 10 students.

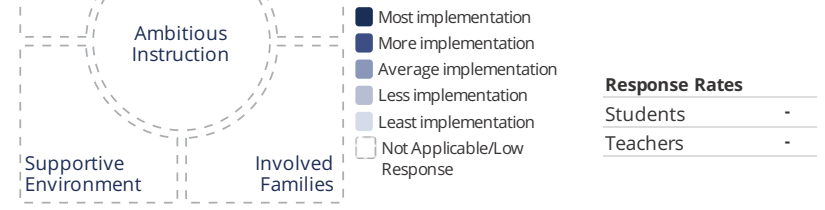


## Student Characteristics

|                   |     |                   |     |
|-------------------|-----|-------------------|-----|
| White             | 86% | Low Income        | 51% |
| Black             | 3%  | English Learners  | 0%  |
| Hispanic          | 3%  | With Disabilities | 24% |
| Asian             | 1%  | Homeless          | 6%  |
| American Indian   | 0%  |                   |     |
| Two or More Races | 7%  |                   |     |
| Pacific Islander  | 0%  |                   |     |

## School Environment

The **5Essentials Survey** allows students in grades 6-12 and all teachers to share their perspectives on essential conditions for learning. The anonymous survey consists of 5 components.

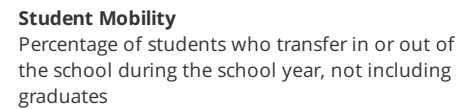
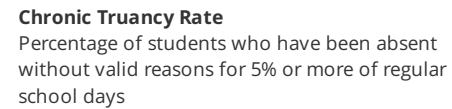
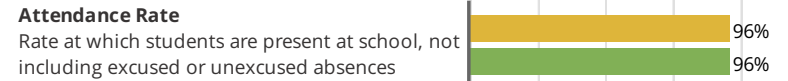


**Response Rates**

|          |   |
|----------|---|
| Students | - |
| Teachers | - |

- Effective Leaders**  
Do principals and teachers implement a shared vision for success?
- Collaborative Teachers**  
Do teachers collaborate to promote professional growth?
- Ambitious Instruction**  
Are the classes challenging and engaging?
- Supportive Environment**  
Is the school safe, demanding, and supportive?
- Involved Families**  
Does the entire staff build strong external relationships?

## Student Attendance and Mobility





# GREENVILLE ELEM SCHOOL

## School Highlights

### Academic Courses

Greenville Elementary School's mission is to foster and promote a positive school climate that enhances student learning through teaching and recognizing positive behavior and challenging each student to reach a high level of academic performances and personal achievement. Common Core State Standards are covered in Math and ELA. In addition, the

### Physical Education, Heath and Wellness

Students participate in Physical Education twice per week. Students are engaged in learning by actively participating in various fitness activities (lifelong activities), developing various manipulative skills, locomotor and non-locomotor skills, and understanding team building concepts. Physical fitness assessments are implemented into the curri

### Other Programs and Activities

Academic Booster Club, Art Club, Family Nights, Math Club, Parent Associations, Reading Clubs, Religious Partnerships, Science Club, Tutoring Program, Yearbook Club

### School Awards

Alumni NASA Explorer School Fully Recognized by Regional Office of Education Illinois Senate Recognition offered by Senator Klye McCarter ExceleRate Illinois Gold Circle of Quality

## Career Development Courses and Programs

## Athletics

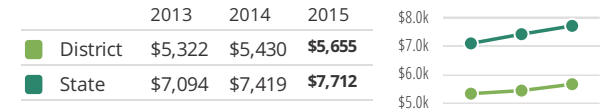
## School Personnel Resources

Greenville Elementary School has 43 certified staff members and 28 non-certified staff members working collaboratively to meet the needs of the students. The dedication of the GES Team provides a positive, safe and fun learning environment.

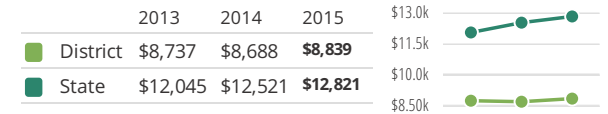
## Facilities

## District Finance

**Instructional Spending per Pupil** includes only the activities directly dealing with the teaching of students or the interaction between teachers and students.



**Operational Spending per Pupil** includes all costs for overall operations in this school's district, including Instructional Spending, but excluding summer school, adult education, capital expenditures, and long-term debt payments.



## Educator Measures

This school has had **2 principal(s)** over the past 6 years. In the last three years, an average of **90% of teachers** return to this school each year.

## FOR MORE INFORMATION

Visit [IllinoisReportCard.com](http://IllinoisReportCard.com) to see additional details about each item of information for this school. There you will find charts spanning multiple years, detailed explanations, resources, more of the school's programs and activities, and powerful tools that let you dig deeper into data.

Most of this data has been collected by ISBE from school districts through data systems. Some information, such as the School Highlights, is entered directly by principals and can be updated throughout the year.